

Scaled data based on original data using  
LM-79-08 Approved Method: Electrical and Photometric Measurements of Solid-  
State Lighting Products

Test Report Prepared for  
Cooper Lighting Solutions  
(formerly Eaton)

Brand: McGRAW-EDISON

Report Number: P199995

Luminaire Tested: **GWC-AF-01-LED-E1-SLL-7030-600**

Issue Date: 3/3/2020

**Test Information**

Test Method: LM-79-08  
Report Number: P199995  
TEST IS SCALED FROM IESNA LM-79-08 TEST DATA (P24296)  
Test Lab: INNOVATION CENTER P2  
Issue Date: 3/3/2020  
Manufacturer: COOPER LIGHTING SOLUTIONS (FORMERLY EATON)  
Product Line: MCGRAW-EDISON  
Catalog Number: GWC-AF-01-LED-E1-SLL-7030-600  
Description: GALLEON WALL LUMINAIRE  
(1) 70 CRI, 3000K, 615mA LIGHTSQUARE WITH 16 LEDS EACH AND SPILL LIGHT ELIMINATOR LEFT OPTICS  
Light Source: -  
Ballast/Driver: ELECTRONIC DRIVER

**Summary**

Lumens per Lamp: N/A  
Luminaire Lumens: 3559.7 lumens  
Efficiency: N/A  
Efficacy: 104.7 lumens/watt  
Luminous Opening: Rectangular (W 0.5' x L: 0.5' x H: 0')  
IES Classification: Type IV - Short - Non-Cutoff  
BUG Rating: B1 - U0 - G1

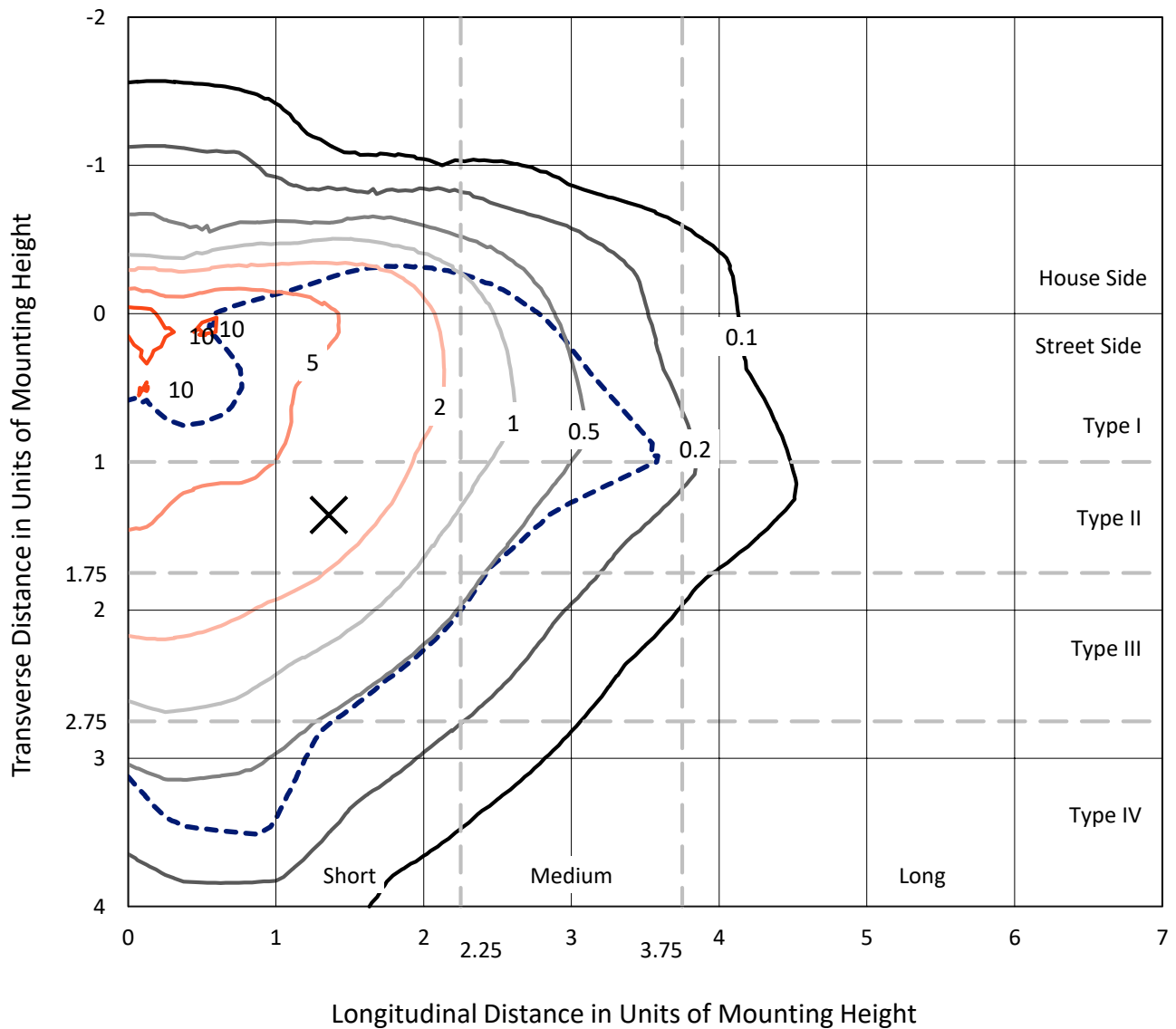
Input Watts (W): 34  
Input Voltage (V): NR  
Input Current (Ain): NR  
Voltage Rise (V): NR  
Power Factor: NR  
Total Harmonic Distortion (THDi): NR  
Frequency (hertz): 60  
Stabilization Time: NR  
Operation Time: NR  
Ambient Temperature (°C): NR  
Test Distance: 25 FT



REPORT NUMBER: P199995  
 CATALOG NUMBER: GWC-AF-01-LED-E1-SLL-7030-600

### Iso-Footcandle Lines of Horizontal Illumination

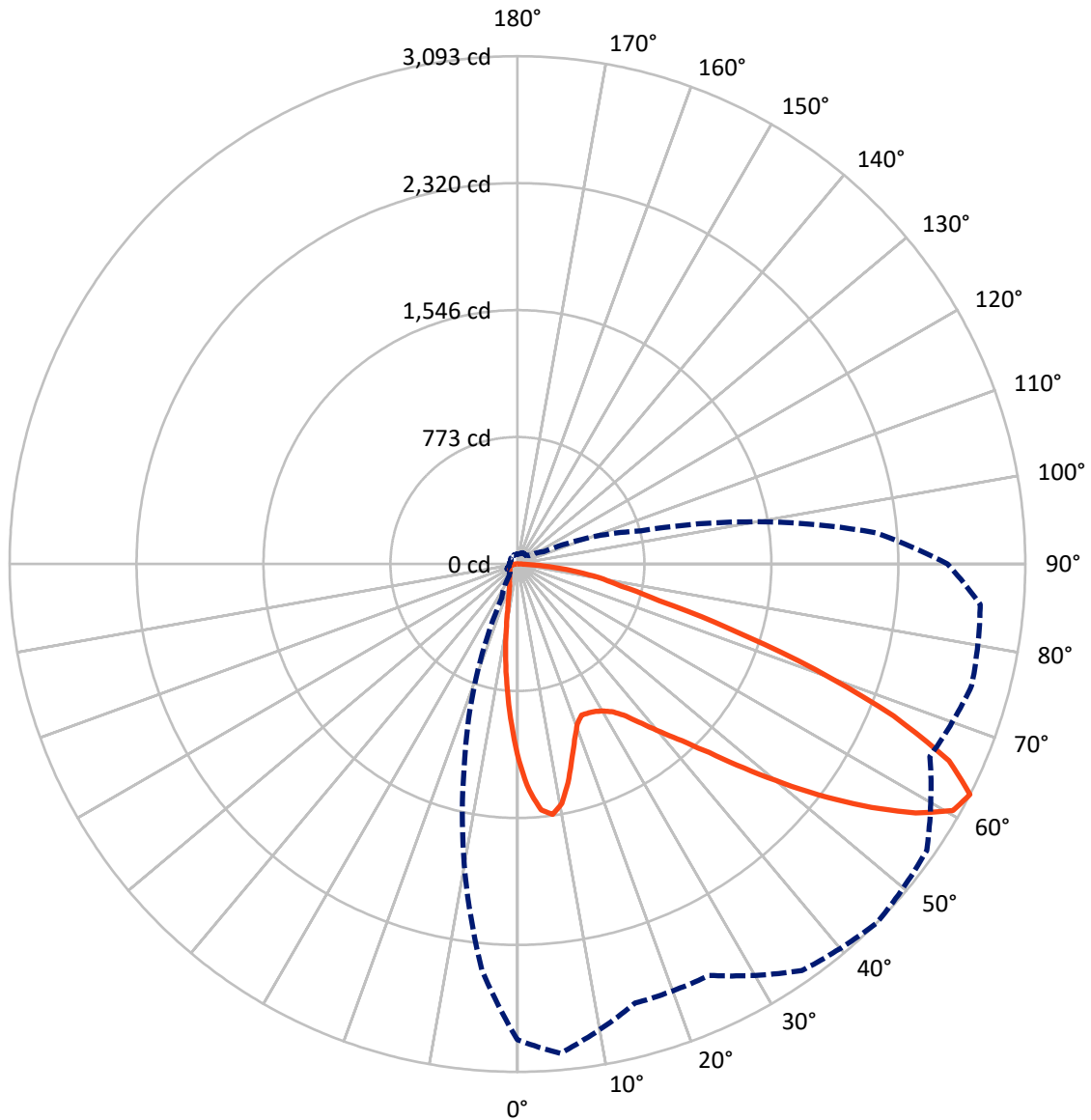
✕ Max cd  
 - - - 1/2 Max cd



Based on 10 foot mounting height. Maximum calculated value = 14.2 fc  
 Type IV - Short - Non-Cutoff

REPORT NUMBER: P199995  
CATALOG NUMBER: GWC-AF-01-LED-E1-SLL-7030-600

### Luminous Intensity Polar Plot



— Vertical Plane Through 45-Deg Lateral      - - - Horizontal Cone Through 62.5-Deg Vertical

REPORT NUMBER: P199995

CATALOG NUMBER: GWC-AF-01-LED-E1-SLL-7030-600

**FLUX DISTRIBUTION:**

		Downward	Upward	Total
<b>House Side</b>	Lumens	589.1	0.0	589.1
	% Fixture	16.5	0.0	16.5
<b>Street Side</b>	Lumens	2970.6	0.0	2970.6
	% Fixture	83.5	0.0	83.5
<b>Total</b>	Lumens	3559.7	0.0	3559.7
	% Fixture	100.0	0.0	100.0

**Coefficient of Utilization**

**ZONAL LUMENS:**

Zone	Lumens	% Fixture
0°-10°	87.5	2.5
10°-20°	160.5	4.5
20°-30°	234.1	6.6
30°-40°	360.5	10.1
40°-50°	530.5	14.9
50°-60°	778.2	21.9
60°-70°	869.9	24.4
70°-80°	425.9	12.0
80°-90°	112.4	3.2
90°-100°	0.0	0.0
100°-110°	0.0	0.0
110°-120°	0.0	0.0
120°-130°	0.0	0.0
130°-140°	0.0	0.0
140°-150°	0.0	0.0
150°-160°	0.0	0.0
160°-170°	0.0	0.0
170°-180°	0.0	0.0
0°-90°	3559.7	100.0
0°-180°	3559.7	100.0



REPORT NUMBER: P199995

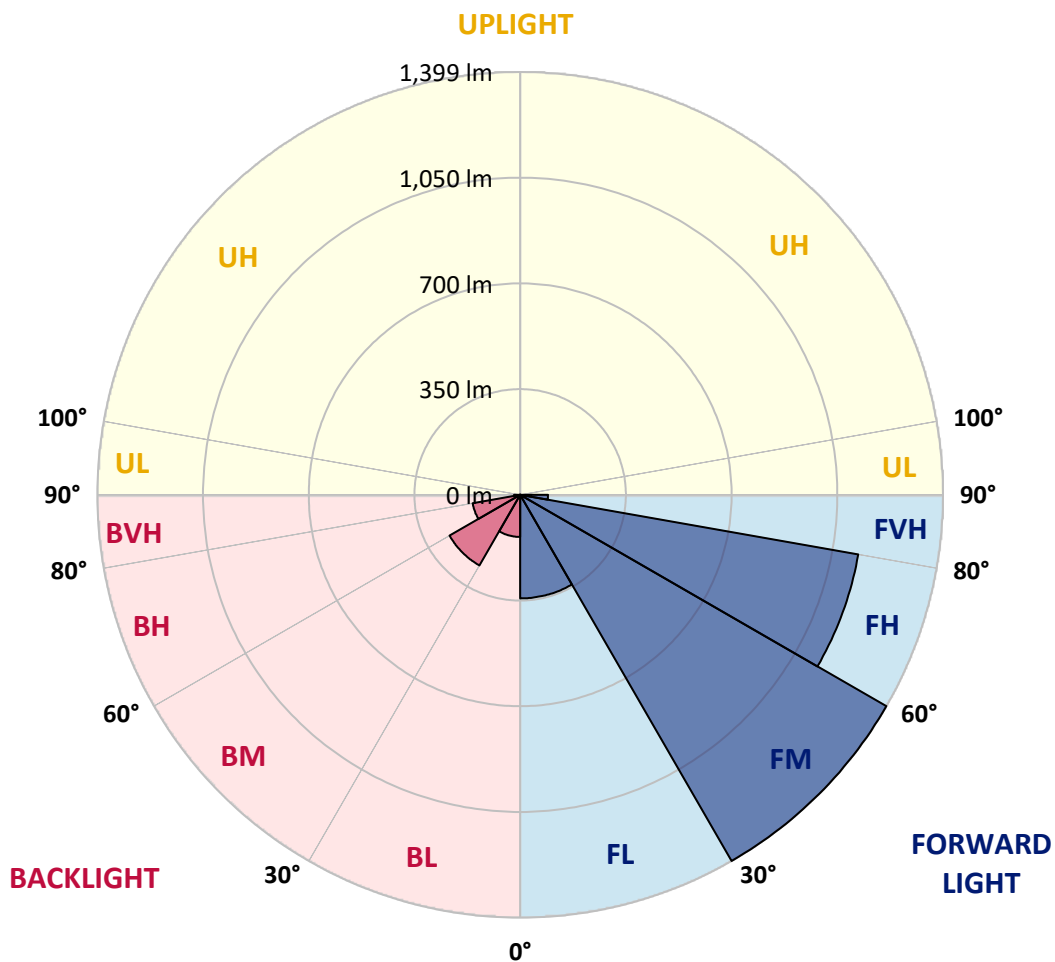
CATALOG NUMBER: GWC-AF-01-LED-E1-SLL-7030-600

**LUMINAIRE CLASSIFICATION SYSTEM LUMEN TABLE AND BUG RATING:**

Zone		Lumens	% Fixture	Zone Rating/Lumen Limit		
				B	U	G
FL	(0°-30°)	342.8	9.6			
FM	(30°-60°)	1399.3	39.3			
FH	(60°-80°)	1136.1	31.9			G1/1800
FVH	(80°-90°)	92.3	2.6			G1/100
BL	(0°-30°)	139.4	3.9	B1/500		
BM	(30°-60°)	269.9	7.6	B1/1000		
BH	(60°-80°)	159.7	4.5	B1/500		G1/500
BVH	(80°-90°)	20.1	0.6			G1/100
UL	(90°-100°)	0.0	0.0		U0/0	
UH	(100°-180°)	0.0	0.0		U0/0	

**BUG Rating: B1-U0-G1**

Type IV Short





REPORT NUMBER: P199995

CATALOG NUMBER: GWC-AF-01-LED-E1-SLL-7030-600

**CANDELA DISTRIBUTION (FULL):**

	0°	5°	15°	25°	35°	45°	55°	65°	75°	85°	90°
0°	1202.6	1202.6	1202.6	1202.6	1202.6	1202.6	1202.6	1202.6	1202.6	1202.6	1202.6
2.5°	1249.6	1269.6	1308.5	1337.7	1373.1	1381.2	1392.6	1381.5	1361.7	1335.4	1327.0
5°	1175.1	1217.7	1312.2	1395.4	1469.3	1503.9	1513.4	1485.1	1427.7	1352.3	1306.3
7.5°	1055.5	1116.2	1244.1	1366.7	1475.6	1540.0	1538.5	1472.5	1367.1	1244.4	1170.6
10°	952.4	1021.7	1168.4	1305.4	1421.0	1483.4	1459.3	1375.0	1249.3	1107.9	1027.9
12.5°	894.7	962.6	1111.5	1249.1	1345.6	1367.2	1348.8	1266.2	1147.7	1004.8	934.7
15°	884.7	959.2	1088.8	1200.6	1254.9	1236.2	1214.2	1177.2	1093.4	971.6	898.5
17.5°	927.9	1010.1	1114.8	1167.0	1157.8	1125.2	1119.0	1122.9	1102.9	1008.6	924.5
20°	1010.8	1109.5	1176.8	1151.1	1084.1	1039.0	1040.5	1103.4	1163.2	1102.3	1006.2
22.5°	1127.3	1239.9	1266.2	1159.6	1052.9	999.5	1012.4	1114.2	1259.2	1239.2	1116.5
25°	1278.0	1380.5	1361.6	1190.2	1056.1	1004.4	1014.8	1151.4	1372.8	1376.2	1253.1
27.5°	1423.9	1519.0	1441.5	1230.6	1069.0	1016.0	1029.7	1209.9	1481.1	1524.9	1409.3
30°	1537.9	1604.0	1473.3	1267.6	1094.4	1038.5	1055.5	1265.4	1530.4	1625.3	1529.4
32.5°	1632.2	1679.8	1523.7	1313.4	1141.2	1073.9	1103.8	1333.0	1601.4	1720.9	1647.1
35°	1752.7	1766.1	1586.6	1364.4	1213.5	1135.5	1172.7	1399.1	1669.2	1817.3	1762.9
37.5°	1894.0	1876.5	1645.9	1434.3	1306.7	1232.0	1262.7	1471.7	1724.8	1926.7	1881.2
40°	2033.8	1991.8	1720.2	1542.7	1443.0	1345.6	1382.1	1549.2	1777.0	2036.3	1996.9
42.5°	2152.5	2090.4	1793.6	1662.0	1569.7	1471.0	1514.6	1627.3	1826.7	2129.8	2097.3
45°	2240.4	2163.3	1863.4	1776.3	1744.5	1637.8	1658.3	1716.7	1880.5	2207.8	2179.8
47.5°	2318.8	2236.4	1942.5	1891.9	1897.3	1854.6	1821.6	1820.8	1943.8	2271.6	2258.0
50°	2423.9	2337.9	2027.5	2010.8	2126.6	2098.4	2025.3	1942.3	2024.1	2344.0	2342.5
52.5°	2568.6	2498.9	2131.1	2139.0	2340.8	2359.4	2268.9	2088.3	2149.7	2476.9	2467.5
55°	2739.9	2699.2	2272.4	2286.4	2603.3	2616.6	2526.8	2270.9	2334.5	2669.3	2643.2
57.5°	2873.5	2865.0	2427.4	2463.2	2799.4	2859.4	2776.8	2482.2	2542.7	2831.2	2765.9
60°	2926.7	2968.5	2592.4	2641.7	2980.8	3047.1	2974.7	2667.9	2727.2	2898.4	2757.4
62.5°	2898.0	2991.2	2768.1	2763.9	3021.3	3092.7	3041.9	2771.3	2864.0	2829.2	2618.0
65°	2765.2	2909.6	2870.0	2732.5	2882.8	2888.6	2872.2	2725.0	2896.3	2610.2	2348.3
67.5°	2475.7	2683.5	2735.9	2462.4	2509.0	2470.9	2443.2	2472.2	2727.9	2282.0	1973.7
70°	2016.5	2329.2	2354.2	1969.5	1948.4	1922.8	1867.8	2026.9	2395.9	1870.3	1566.0
72.5°	1482.6	1811.4	1888.3	1444.5	1346.6	1352.0	1308.5	1527.5	1948.0	1389.3	1169.2
75°	1014.4	1311.6	1477.4	1007.9	890.6	892.6	887.1	1082.3	1551.6	966.5	874.8
77.5°	741.0	937.1	1114.2	677.6	657.8	645.7	642.8	757.2	1189.5	701.7	679.4
80°	594.7	692.2	748.4	469.6	505.0	504.1	487.9	520.7	776.9	513.3	508.2
82.5°	412.5	532.1	606.4	368.1	340.9	335.2	339.1	387.9	549.0	350.8	333.7
85°	217.7	353.4	600.5	326.2	202.3	161.4	200.8	317.6	475.8	185.8	162.8
87.5°	27.8	102.1	397.6	130.1	79.9	43.0	95.3	178.8	305.5	37.9	33.1
90°	0.0	0.0	0.0	0.0	0.0	0.0	0.0	0.0	0.0	0.0	0.0



REPORT NUMBER: P199995

CATALOG NUMBER: GWC-AF-01-LED-E1-SLL-7030-600

**CANDELA DISTRIBUTION (continued):**

	95°	105°	115°	125°	135°	145°	155°	165°	175°	180°	185°
0°	1202.6	1202.6	1202.6	1202.6	1202.6	1202.6	1202.6	1202.6	1202.6	1202.6	1202.6
2.5°	1304.8	1278.8	1244.7	1213.3	1180.5	1148.1	1105.6	1078.9	1060.6	1057.1	1049.2
5°	1273.1	1186.5	1121.2	1064.7	1013.4	941.0	901.0	867.6	849.8	848.1	843.8
7.5°	1126.9	1007.6	919.3	839.2	766.7	708.2	643.5	613.5	601.2	604.1	607.1
10°	974.9	841.4	740.0	658.3	594.3	544.9	493.1	458.2	433.9	429.0	428.0
12.5°	863.7	717.4	619.0	561.1	511.7	465.3	410.4	369.1	337.5	326.8	319.6
15°	816.7	656.6	553.6	491.3	436.7	377.8	326.8	283.5	254.6	245.2	240.0
17.5°	826.8	639.8	508.6	429.0	359.0	297.6	233.3	196.2	178.8	174.4	174.4
20°	879.2	636.8	471.4	371.4	284.3	213.0	160.3	139.1	133.4	132.9	134.4
22.5°	952.7	647.7	443.6	321.6	220.9	155.5	124.9	117.0	114.5	115.0	116.8
25°	1062.3	684.7	423.5	277.1	173.4	127.4	111.3	106.6	105.4	107.1	109.2
27.5°	1192.2	721.6	411.0	243.6	146.4	116.5	105.9	100.9	101.7	103.7	105.7
30°	1306.3	752.0	391.1	219.7	138.0	117.0	105.9	99.2	98.5	98.8	99.4
32.5°	1408.7	772.6	368.1	197.1	119.0	103.9	98.8	97.8	93.5	92.0	92.3
35°	1497.0	772.6	354.2	183.8	106.6	92.3	83.9	79.1	76.9	77.1	79.2
37.5°	1582.1	757.0	347.3	176.4	100.0	87.6	80.5	76.2	73.2	72.5	72.9
40°	1657.3	734.6	339.5	173.1	94.9	84.9	78.1	74.6	71.4	70.5	70.7
42.5°	1717.4	716.4	330.9	169.1	91.8	82.9	76.5	73.4	69.8	68.9	68.8
45°	1782.7	710.3	319.6	160.8	93.3	83.1	76.2	72.7	69.3	68.1	67.7
47.5°	1868.6	729.3	307.8	151.1	96.7	84.1	76.7	72.7	69.1	68.1	67.7
50°	1976.7	773.9	293.0	136.8	93.3	86.9	76.5	72.2	69.1	68.1	67.3
52.5°	2115.7	834.2	273.3	120.3	91.3	93.5	76.2	71.0	68.1	66.7	65.3
55°	2284.6	883.5	250.1	106.8	86.9	91.8	75.5	69.7	66.5	64.6	63.4
57.5°	2408.2	901.3	220.1	98.0	80.7	88.8	74.8	67.8	64.6	63.1	61.4
60°	2383.8	866.9	194.9	92.6	76.9	80.2	74.2	66.3	62.9	61.6	60.3
62.5°	2187.9	776.9	178.6	90.0	74.6	73.2	74.8	64.8	61.3	60.1	59.6
65°	1894.2	644.0	172.2	89.4	72.5	69.1	69.5	63.1	59.4	58.5	58.1
67.5°	1562.5	519.7	166.5	91.3	70.0	66.1	64.1	60.6	57.7	56.7	55.9
70°	1232.2	432.2	164.0	90.2	66.9	63.2	61.0	58.1	55.6	54.6	54.0
72.5°	992.3	365.2	162.6	89.0	62.9	59.3	57.4	54.7	52.0	51.7	51.1
75°	839.6	287.1	148.9	85.3	58.1	54.6	53.2	51.0	48.2	48.2	47.7
77.5°	647.7	207.6	123.9	75.5	53.2	49.2	48.2	46.3	43.2	43.8	43.6
80°	478.4	135.4	96.9	62.6	47.2	43.4	42.8	41.1	37.8	38.6	38.6
82.5°	327.8	88.8	69.7	51.3	40.3	36.8	36.8	35.1	31.3	31.6	32.9
85°	164.6	61.0	52.0	39.8	31.3	29.5	29.5	28.2	24.5	24.7	26.2
87.5°	50.0	36.8	34.4	28.4	22.5	22.1	21.1	20.1	17.8	17.6	18.6
90°	0.0	0.0	0.0	0.0	0.0	0.0	0.0	0.0	0.0	0.0	0.0





REPORT NUMBER: P199995

CATALOG NUMBER: GWC-AF-01-LED-E1-SLL-7030-600

**CANDELA DISTRIBUTION (continued):**

	195°	205°	215°	225°	235°	245°	255°	265°	270°	275°	285°
0°	1202.6	1202.6	1202.6	1202.6	1202.6	1202.6	1202.6	1202.6	1202.6	1202.6	1202.6
2.5°	1037.3	1026.2	1012.7	982.9	973.0	972.3	981.3	972.0	989.9	982.4	990.8
5°	836.5	825.6	810.4	772.6	749.4	733.7	726.3	704.4	720.3	708.8	718.4
7.5°	615.2	617.8	607.8	585.5	535.2	509.9	495.1	481.8	493.3	492.1	510.6
10°	432.4	439.3	432.2	409.7	369.1	355.2	358.0	363.2	378.2	386.1	414.4
12.5°	311.3	311.0	306.5	286.3	259.5	261.0	272.2	281.4	295.3	303.5	332.4
15°	232.5	228.9	227.0	210.6	195.2	198.7	204.1	205.1	213.9	218.7	242.2
17.5°	175.7	177.4	179.6	167.9	156.3	154.2	149.9	144.7	147.2	148.1	159.8
20°	139.6	146.5	151.9	143.6	131.8	125.6	120.1	116.6	116.6	116.5	119.7
22.5°	122.0	127.0	132.6	127.0	116.5	110.9	107.8	105.1	104.7	104.7	107.8
25°	112.3	116.1	121.5	117.6	109.8	105.7	102.7	99.2	97.8	97.5	99.7
27.5°	107.6	109.2	111.9	108.3	101.7	99.8	99.0	95.9	94.1	93.1	95.3
30°	99.7	99.2	99.4	95.9	90.5	90.3	91.8	92.4	91.8	91.6	94.9
32.5°	92.3	91.3	91.2	88.1	83.1	82.0	83.1	84.3	85.7	87.6	91.6
35°	82.8	84.6	85.9	83.1	77.2	73.8	72.4	70.3	69.1	69.1	73.5
37.5°	75.4	79.9	81.6	79.1	72.5	67.7	65.3	65.0	65.1	66.0	70.3
40°	72.7	76.2	77.7	75.2	68.8	64.1	62.9	62.4	62.9	64.0	68.3
42.5°	71.2	73.5	73.4	70.3	65.0	61.8	61.0	60.6	61.0	62.3	66.9
45°	69.8	71.4	69.8	66.1	61.3	59.6	59.9	59.6	60.1	61.3	65.8
47.5°	68.8	69.3	67.3	63.6	58.5	58.1	58.9	59.4	59.9	60.8	65.5
50°	66.9	66.9	65.1	61.3	56.2	56.4	57.4	58.7	58.9	60.1	63.8
52.5°	64.8	64.6	63.4	59.6	54.2	54.7	54.7	56.4	56.7	58.1	62.1
55°	63.1	62.6	62.1	58.5	52.5	53.4	52.9	53.4	54.4	55.7	60.1
57.5°	61.4	60.6	60.6	57.6	51.1	51.5	50.0	51.0	52.0	53.2	57.7
60°	59.9	59.1	59.4	56.2	48.9	48.5	48.0	49.5	49.9	51.3	55.7
62.5°	58.1	57.6	57.7	54.6	47.3	46.3	46.3	47.7	48.0	49.9	54.2
65°	56.7	55.9	55.7	53.0	45.6	44.5	45.1	45.6	46.0	48.0	52.0
67.5°	55.4	53.9	53.9	51.7	43.6	42.5	43.6	43.4	44.0	45.8	49.1
70°	53.6	51.5	51.7	50.7	41.6	40.3	41.3	41.1	41.5	42.6	46.0
72.5°	51.0	49.1	49.5	49.1	39.8	37.8	38.1	38.1	38.1	39.2	42.6
75°	47.3	46.0	47.2	48.2	37.3	34.6	35.1	35.1	34.4	35.1	39.4
77.5°	43.0	42.3	46.2	44.8	34.6	31.3	31.3	30.9	29.7	30.5	35.2
80°	38.4	37.8	42.6	37.5	31.4	27.2	26.8	25.7	24.7	25.2	29.9
82.5°	33.5	32.9	35.8	28.7	27.2	22.5	21.6	19.7	18.6	19.2	23.5
85°	27.5	27.5	27.7	21.8	20.8	17.3	16.1	13.6	12.3	12.7	16.8
87.5°	19.5	20.1	18.6	14.9	12.3	9.7	8.8	7.4	6.2	7.2	8.8
90°	0.0	0.0	0.0	0.0	0.0	0.0	0.0	0.0	0.0	0.0	0.0



REPORT NUMBER: P199995

CATALOG NUMBER: GWC-AF-01-LED-E1-SLL-7030-600

**CANDELA DISTRIBUTION (continued):**

	295°	305°	315°	325°	335°	345°	355°	360°
0°	1202.6	1202.6	1202.6	1202.6	1202.6	1202.6	1202.6	1202.6
2.5°	1033.8	1055.3	1079.8	1111.0	1137.8	1181.8	1224.1	1249.6
5°	772.9	808.7	853.4	910.6	964.1	1044.3	1124.0	1175.1
7.5°	553.2	591.5	639.7	711.3	786.7	889.2	994.5	1055.5
10°	457.7	497.0	537.5	585.8	647.7	759.1	883.5	952.4
12.5°	378.7	420.7	464.4	515.2	572.5	672.0	815.4	894.7
15°	289.7	336.7	388.2	452.7	524.5	639.2	798.5	884.7
17.5°	198.7	251.1	314.2	393.7	481.7	628.7	828.7	927.9
20°	136.8	175.0	242.4	335.7	441.3	627.3	886.6	1010.8
22.5°	114.5	131.5	180.9	282.2	411.0	644.2	976.4	1127.3
25°	105.9	116.1	144.4	235.8	388.9	682.9	1100.1	1278.0
27.5°	100.7	110.1	131.1	205.5	371.4	727.8	1220.4	1423.9
30°	102.7	112.1	127.4	190.0	347.8	765.5	1327.3	1537.9
32.5°	92.6	96.7	109.2	176.4	330.7	797.0	1420.8	1632.2
35°	78.8	86.1	97.5	169.9	331.0	818.2	1522.7	1752.7
37.5°	75.2	82.4	90.5	167.5	335.7	840.6	1639.8	1894.0
40°	72.7	79.4	86.6	166.2	339.9	861.2	1754.4	2033.8
42.5°	71.2	77.2	86.1	161.4	342.1	879.5	1848.7	2152.5
45°	71.0	77.2	87.6	156.8	345.4	899.3	1927.9	2240.4
47.5°	71.2	79.9	84.6	151.1	345.4	932.4	2020.6	2318.8
50°	70.5	84.1	81.6	143.0	337.4	995.1	2147.8	2423.9
52.5°	70.0	83.6	75.5	130.7	323.4	1094.4	2310.9	2568.6
55°	69.1	80.7	71.2	112.3	307.2	1202.8	2485.3	2739.9
57.5°	68.1	71.4	68.9	96.2	282.2	1279.2	2605.5	2873.5
60°	76.3	62.4	66.9	88.5	248.7	1300.0	2600.8	2926.7
62.5°	70.7	58.5	64.4	86.7	225.2	1241.4	2480.6	2898.0
65°	55.4	55.9	61.8	91.8	218.9	1085.8	2267.7	2765.2
67.5°	50.7	53.4	59.3	98.3	219.5	869.3	1949.5	2475.7
70°	47.7	50.7	56.4	101.6	221.1	648.1	1541.3	2016.5
72.5°	44.5	47.0	53.0	102.1	211.0	470.8	1187.9	1482.6
75°	40.5	42.8	48.3	89.0	174.7	326.5	908.7	1014.4
77.5°	36.0	37.8	42.5	68.8	129.7	209.0	682.1	741.0
80°	30.7	31.6	35.6	50.3	88.8	130.7	539.6	594.7
82.5°	24.7	25.0	27.7	37.8	57.7	83.9	361.4	412.5
85°	17.4	17.4	19.0	27.5	39.4	53.2	196.2	217.7
87.5°	8.2	8.4	8.4	15.1	20.5	27.0	45.3	27.8
90°	0.0	0.0	0.0	0.0	0.0	0.0	0.0	0.0

(END OF REPORT)